

Changing the Ethernet Protocol - Benefits and Drawbacks

100GET- Ericsson cluster networking research activities

Joachim Scharf, Frank Feller


joachim.scharf@ikr.uni-stuttgart.de

21.07.2008

Universität Stuttgart

Institute of Communication Networks
and Computer Engineering (IKR)

Prof. Dr.-Ing. Dr. h.c. mult. P. J. Kühn



Outline

- Introduction of 100GET Ericsson Cluster
 - Participants
 - Topics
- Development of Ethernet
- Increased Ethernet frame size
 - Use case
 - Benefits
 - Drawbacks

100GET - Ericsson Cluster

Participants

Germany

- Ericsson
- Micram
- Heinrich-Hertz-Institut
- Universität Stuttgart (IKR, INT)
- Christian-Albrechts-Universität zu Kiel

Sweden

- Ericsson
- Acreo
- SP Devices
- KTH - Royal Institute of Technology
- Chalmers University of Technology



Topics in 100GET-ER

Complete Cluster

- Devices
 - Lasers
 - Modulators
 - ADCs, DACs
- Transmission and modulation
 - DQPSK
 - Sub-Carrier Multiplexing
 - OFDM
- Networking aspects

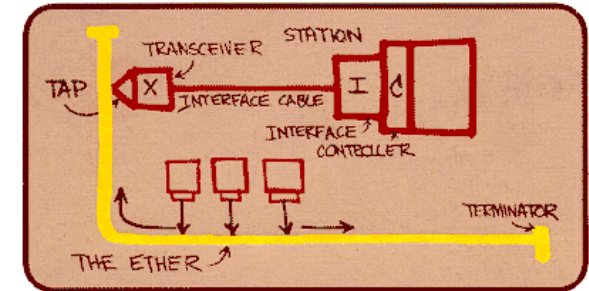
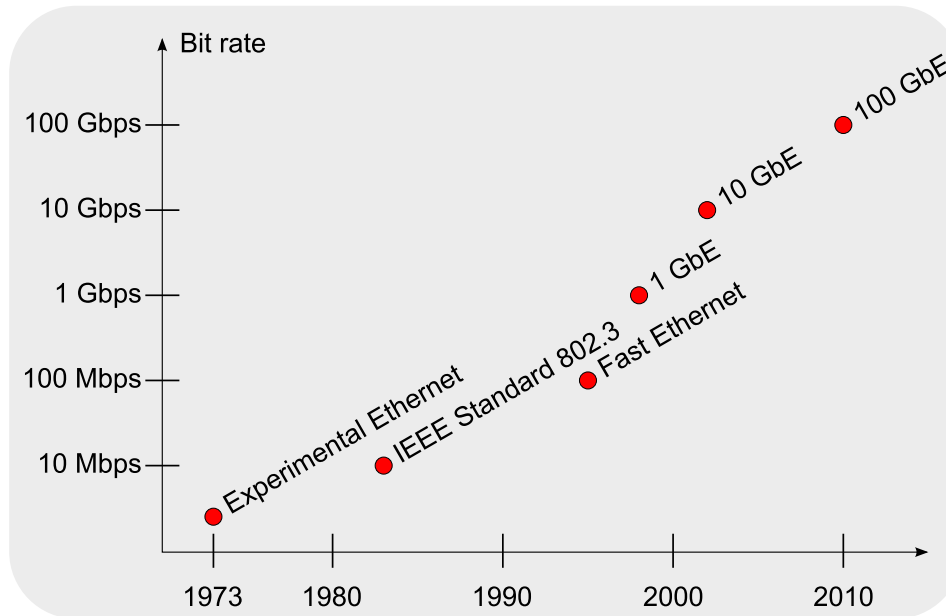
→ Majority of 100GET-ER participants dealing with non-networking topics

Networking Aspects

- Overall network architecture
- **Protocol aspects**
- Network Control Plane

Developments

Ethernet



→ **Factor 10,000 in rate**

Access Bandwidth

- Modem 300 bit/s - 56 kbit/s
- ISDN 64 kbit/s
- DSL 3 Mbit/s (down), 768 kbit/s (up)
- VDSL 250 Mbit/s
- GPON 2.5 Gbit/s (down), 1.2 Gbit/s (up)



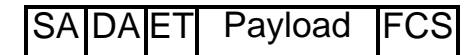
→ **Factor >10,000 in rate**

→ Tremendous increases in speed

Ethernet Frame

Standards

- 802.3
- 802.1Q (VLAN)
- 802.1ad ("Q-in-Q")
- 802.1ah ("MAC-in-MAC")



- Changes triggered by additional requirements, not by increased speed
- Payload size (46-1500 bytes) untouched

Reality Check

- ~9000 byte frames (*Jumbo-Frames*) supported by most Gbit/s equipment
- Usage of Jumbo-Frames in closed systems
- Larger frames beneficial for specific applications (e.g. storage)

Questions addressed within Ericsson cluster

- Consequences of increased maximum frame size
- *Optimal* maximum frame size

Increased Frame Size

How to fill large frames

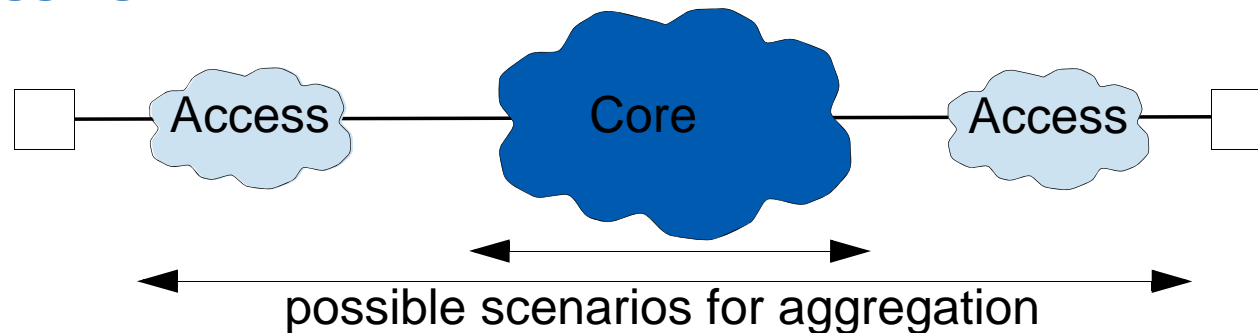
Services

- Video on Demand
- HD Video Streaming
- File Transfer
- File Sharing
- ...



→ Many (emerging) end-to-end services with bulk data transfer

Aggregation of Ethernet frames



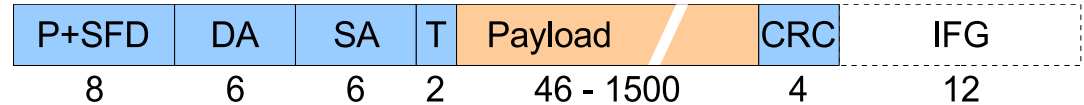
- High traffic amount especially for aggregation at core
- Only small additional aggregation delay required

Increased Frame Size

Benefits

Capacity Usage Efficiency

- Overhead of normal Ethernet ~2.4%
- Worst case scenario (MAC-in-MAC, ...) < 5%



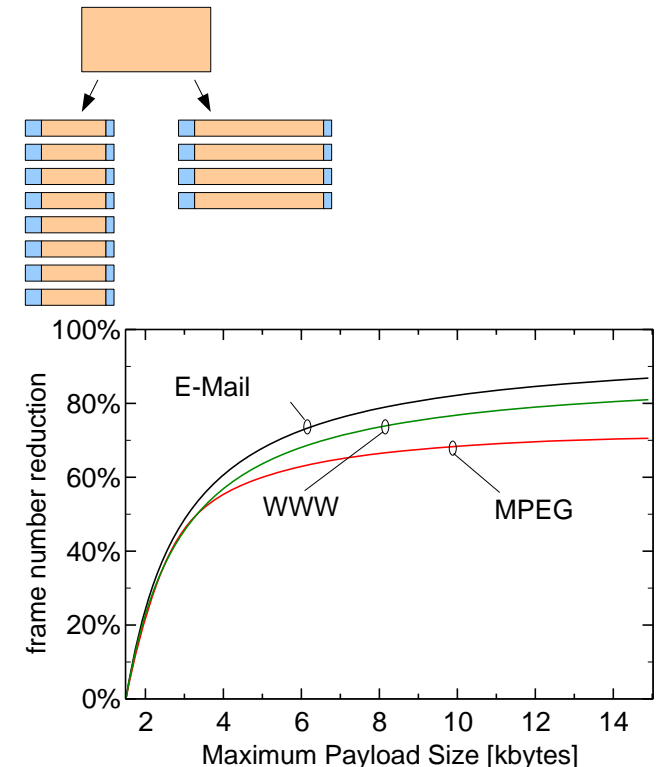
→ Increasing frame size improves efficiency but **not significantly**

Frame Rate

- At most linear decrease with increasing frame size
- Actual impact depends on traffic properties
 - Savings in range of 50% and above possible
 - Saturation with increasing size

→ **Less hardware processing requirements** in core as well as end systems

→ Cheaper hardware



Increased Frame Size

Drawbacks

Incompatibility

- Maximum payload 1500 bytes according to standard
 - Huge amount of legacy equipment
 - One legacy device in communication path inhibits usage
- Main reason for not using larger frames so far

MTU Discovery

- MTU Discovery especially necessary in inhomogenous networks
 - Current approaches based on probing and ICMP
 - ICMP often filtered due to potential denial of service attacks
- Current approaches insufficient

Crosslayer Effects

- Influence on performance of other protocols (e.g. TCP)
- Detailed investigation necessary
- Impact on **Future Internet?**

Conclusion

- Basic Ethernet frame format fixed in 1983
 - Since then 25 years of technological progress
 - Payload size of Ethernet frame never changed in standardization

 - Jumbo frames already used in closed scenarios
 - Increase of frame size would have beneficial effects
 - Potential issues and drawbacks have to be investigated
- How long do we stick to the current Ethernet protocol?